

Cl.	N°	Classe	Pilote	Club	Meilleur S1	Meilleur S2	Meilleur S3	Meilleur tour	Interv.	Ecart
1	2	Nat	<b>ROUCHY Thomas</b>	Sens	15.593	14.620	16.184	46.509		
2	55	Nat	<b>COUBES Louis</b>	Sens	15.678	14.664	16.325	46.740	6.036	<b>6.036</b>
3	24	Nat	<b>AUGIER Manon</b>	Sens	15.665	14.798	16.396	46.908	2.407	<b>8.443</b>
4	11	Nat	<b>BOECKLER Romain</b>	A S Mantaïse	15.726	14.744	16.368	46.878	0.543	<b>8.986</b>
5	8	Nat	<b>LASNE Quentin</b>	Sens	15.745	14.747	16.299	46.964	2.803	<b>11.789</b>
6	12	Nat	<b>BRISARD Elise</b>	Besancon	15.771	14.683	16.416	46.984	0.482	<b>12.271</b>
7	3	Nat	<b>DOMBROWSKI Thomas</b>	Brétigny	15.828	14.705	16.430	46.997	2.286	<b>14.557</b>
8	71	Nat	<b>BOISSON Madeline</b>	Châlon	15.788	14.797	16.388	47.065	0.366	<b>14.923</b>
9	5	X30j	<b>HEYERT Théo</b>	Lommerange	15.919	15.175	16.627	47.721	10.055	<b>24.978</b>
10	15	Nat	<b>MENENDEZ Chloé</b>	Sens	16.066	15.010	16.635	47.866	2.891	<b>27.869</b>
11	33	Nat	<b>PEUGEOT Luca</b>	Châlon	16.052	15.114	16.531	47.896	2.954	<b>30.823</b>
12	22	Nat	<b>CHABIN Enzo</b>	Sens	15.938	15.026	16.488	47.548	0.121	<b>30.944</b>
13	4	Nat	<b>MARQUET Ayrton</b>	Angerville	16.128	15.163	16.632	48.066	5.821	<b>36.765</b>
14	7	Nat	<b>GUYEN Li-Anne</b>	Rosny	16.039	15.158	16.682	47.999	7.969	<b>44.734</b>

Tête de course : N°2 ROUCHY Thomas (1-17)

Départ : 12/03 - 16:01:16

Meilleur tour : N°2 ROUCHY Thomas 46.509 85,14 Km/h


Météo : Soleil Air : 15°C Piste : Sèche

Record de l'épreuve : N°2 ROUCHY Thomas 46.282 85,56 Km/h

# Sens Trophy



## 11 ET 12 MARS 2017




**Nationale**

**Finale (FI)**

**Tableau des tours**

Pour information, sans valeur officielle

	1	2	3	4	5	6	7	8	9	10	11	12	13	14
<b>Grille</b>	<b>2</b>	<b>55</b>	<b>24</b>	<b>5</b>	<b>3</b>	<b>11</b>	<b>12</b>	<b>22</b>	<b>15</b>	<b>7</b>	<b>4</b>	<b>8</b>	<b>71</b>	<b>33</b>
<b>Départ</b>	<b>2</b>	<b>55</b>	<b>24</b>	<b>5</b>	<b>3</b>	<b>11</b>	<b>12</b>	<b>15</b>	<b>22</b>	<b>4</b>	<b>7</b>	<b>71</b>	<b>8</b>	<b>33</b>
<b>Tour 1</b> Intervalle	<b>2</b>	<b>55</b> 1.7	<b>24</b> 0.2	<b>11</b> 0.6	<b>5</b> 0.0	<b>12</b> 0.1	<b>3</b> 0.2	<b>8</b> 0.1	<b>15</b> 0.6	<b>7</b> 0.5	<b>4</b> 0.1	<b>71</b> 0.1	<b>22</b> 0.1	<b>33</b> 0.2
<b>Tour 2</b>	<b>2</b>	<b>55</b> 2.1	<b>24</b> 0.5	<b>11</b> 0.3	<b>12</b> 0.9	<b>8</b> 0.5	<b>5</b> 0.1	<b>3</b> 0.5	<b>15</b> 0.2	<b>71</b> 0.4	<b>7</b> 0.0	<b>4</b> 0.7	<b>22</b> 0.1	<b>33</b> 0.3
<b>Tour 3</b>	<b>2</b>	<b>55</b> 2.4	<b>24</b> 0.4	<b>11</b> 0.3	<b>12</b> 1.2	<b>8</b> 0.1	<b>5</b> 1.1	<b>3</b> 0.2	<b>71</b> 0.6	<b>15</b> 0.2	<b>7</b> 0.1	<b>4</b> 1.0	<b>22</b> 0.1	<b>33</b> 0.3
<b>Tour 4</b>	<b>2</b>	<b>55</b> 2.8	<b>24</b> 0.5	<b>11</b> 0.3	<b>8</b> 1.4	<b>12</b> 0.5	<b>3</b> 1.1	<b>71</b> 0.4	<b>5</b> 0.0	<b>7</b> 1.1	<b>15</b> 0.1	<b>22</b> 0.9	<b>33</b> 0.5	<b>4</b> 5.1
<b>Tour 5</b>	<b>2</b>	<b>55</b> 3.0	<b>24</b> 0.7	<b>11</b> 0.2	<b>8</b> 1.5	<b>12</b> 0.6	<b>3</b> 1.2	<b>71</b> 0.1	<b>5</b> 0.9	<b>15</b> 1.7	<b>7</b> 0.1	<b>22</b> 0.1	<b>33</b> 0.8	<b>4</b> 5.5
<b>Tour 6</b>	<b>2</b>	<b>55</b> 3.3	<b>24</b> 0.7	<b>11</b> 0.3	<b>8</b> 1.4	<b>12</b> 0.7	<b>3</b> 1.6	<b>71</b> 0.1	<b>5</b> 1.2	<b>15</b> 2.0	<b>22</b> 0.6	<b>7</b> 0.3	<b>33</b> 0.3	<b>4</b> 5.6
<b>Tour 7</b>	<b>2</b>	<b>55</b> 3.7	<b>24</b> 0.8	<b>11</b> 0.2	<b>8</b> 1.7	<b>12</b> 0.8	<b>3</b> 1.7	<b>71</b> 0.1	<b>5</b> 1.6	<b>15</b> 2.1	<b>22</b> 0.4	<b>7</b> 0.8	<b>33</b> 0.2	<b>4</b> 5.7
<b>Tour 8</b>	<b>2</b>	<b>55</b> 3.9	<b>24</b> 1.0	<b>11</b> 0.2	<b>8</b> 1.6	<b>12</b> 0.8	<b>3</b> 1.8	<b>71</b> 0.3	<b>5</b> 2.3	<b>15</b> 2.1	<b>22</b> 0.1	<b>33</b> 1.6	<b>7</b> 0.9	<b>4</b> 4.8
<b>Tour 9</b>	<b>2</b>	<b>55</b> 4.2	<b>24</b> 1.1	<b>11</b> 0.2	<b>8</b> 1.7	<b>12</b> 0.8	<b>3</b> 2.0	<b>71</b> 0.1	<b>5</b> 3.1	<b>15</b> 2.3	<b>22</b> 0.1	<b>33</b> 1.5	<b>7</b> 1.7	<b>4</b> 4.2
<b>Tour 10</b>	<b>2</b>	<b>55</b> 4.5	<b>24</b> 1.3	<b>11</b> 0.2	<b>8</b> 1.8	<b>12</b> 0.7	<b>3</b> 2.1	<b>71</b> 0.3	<b>5</b> 3.8	<b>15</b> 3.0	<b>33</b> 1.1	<b>7</b> 2.6	<b>22</b> 0.0	<b>4</b> 3.1
<b>Tour 11</b>	<b>2</b>	<b>55</b> 4.8	<b>24</b> 1.4	<b>11</b> 0.2	<b>8</b> 1.9	<b>12</b> 0.7	<b>3</b> 2.2	<b>71</b> 0.1	<b>5</b> 4.5	<b>15</b> 3.4	<b>33</b> 1.2	<b>22</b> 2.8	<b>7</b> 0.7	<b>4</b> 2.1
<b>Tour 12</b>	<b>2</b>	<b>55</b> 5.0	<b>24</b> 1.5	<b>11</b> 0.3	<b>8</b> 2.4	<b>12</b> 0.4	<b>3</b> 2.2	<b>71</b> 0.2	<b>5</b> 5.2	<b>15</b> 3.4	<b>33</b> 1.0	<b>22</b> 2.7	<b>7</b> 1.7	<b>4</b> 1.6
<b>Tour 13</b>	<b>2</b>	<b>55</b> 5.2	<b>24</b> 1.7	<b>11</b> 0.3	<b>8</b> 2.7	<b>12</b> 0.2	<b>3</b> 2.4	<b>71</b> 0.1	<b>5</b> 6.2	<b>15</b> 3.2	<b>33</b> 1.4	<b>22</b> 2.2	<b>4</b> 4.1	<b>7</b> 0.1
<b>Tour 14</b>	<b>2</b>	<b>55</b> 5.5	<b>24</b> 1.9	<b>11</b> 0.4	<b>8</b> 2.7	<b>12</b> 0.3	<b>3</b> 2.4	<b>71</b> 0.1	<b>5</b> 7.2	<b>15</b> 3.0	<b>33</b> 1.8	<b>22</b> 1.8	<b>4</b> 4.3	<b>7</b> 1.3
<b>Tour 15</b>	<b>2</b>	<b>55</b> 5.8	<b>24</b> 2.0	<b>11</b> 0.5	<b>8</b> 2.7	<b>12</b> 0.2	<b>3</b> 2.5	<b>71</b> 0.2	<b>5</b> 8.1	<b>15</b> 2.8	<b>33</b> 2.3	<b>22</b> 1.4	<b>4</b> 4.4	<b>7</b> 3.1
<b>Tour 16</b>	<b>2</b>	<b>55</b> 5.9	<b>24</b> 2.2	<b>11</b> 0.6	<b>8</b> 2.7	<b>12</b> 0.2	<b>3</b> 2.4	<b>71</b> 0.3	<b>5</b> 9.1	<b>15</b> 2.9	<b>33</b> 2.6	<b>22</b> 0.6	<b>4</b> 5.1	<b>7</b> 5.7
<b>Tour 17</b>	<b>2</b>	<b>55</b> 6.0	<b>24</b> 2.4	<b>11</b> 0.5	<b>8</b> 2.8	<b>12</b> 0.4	<b>3</b> 2.2	<b>71</b> 0.3	<b>5</b> 10.0	<b>15</b> 2.8	<b>33</b> 2.9	<b>22</b> 0.1	<b>4</b> 5.8	<b>7</b> 7.9



### Nationale

### Finale (FI) Analyse des tours

Pour information, sans valeur officielle

Tours	Secteur 1	Secteur 2	Secteur 3	mps au tour
<b>N°2 ROUCHY Thomas</b>				
1	16.764	15.021	16.540	48.325
2	15.854	14.862	16.332	47.048
3	15.799	14.819	16.336	46.954
4	15.729	14.773	16.276	46.778
5	15.699	14.739	16.271	46.709
6	15.712	14.674	16.269	46.655
7	15.679	14.620	16.260	46.559
8	15.774	14.694	16.237	46.705
9	15.663	14.701	16.305	46.669
10	15.624	14.707	16.210	46.541
11	15.593	14.699	16.277	46.569
12	15.626	14.724	16.269	46.619
13	15.670	14.694	16.271	46.635
14	15.624	14.649	16.250	46.523
15	15.626	14.657	16.226	46.509
16	15.655	14.724	16.184	46.563
17	15.674	14.777	16.427	46.878

Tours	Secteur 1	Secteur 2	Secteur 3	mps au tour
<b>N°3 DOMBROWSKI Thomas</b>				
1	17.970	16.326	16.923	51.219
2	16.483	15.357	17.116	48.956
3	16.118	14.918	16.865	47.901
4	15.969	14.957	16.582	47.508
5	15.948	14.796	16.591	47.335
6	16.007	14.930	16.530	47.467
7	16.026	14.792	16.582	47.400
8	15.848	14.802	16.549	47.199
9	15.957	14.707	16.638	47.302
10	15.857	14.752	16.514	47.123
11	15.828	14.875	16.597	47.300
12	16.006	14.779	16.465	47.250
13	15.847	14.768	16.621	47.236
14	15.900	14.711	16.515	47.126
15	15.837	14.748	16.523	47.108
16	15.839	14.705	16.453	46.997
17	15.846	14.761	16.430	47.037

Tours	Secteur 1	Secteur 2	Secteur 3	mps au tour
<b>N°4 MARQUET Ayrton</b>				
1	18.445	16.012	17.866	52.323
2	16.633	15.572	16.827	49.032
3	16.292	15.415	16.679	48.386
4	19.893	17.134	16.854	53.881
5	16.495	15.302	16.670	48.467
6	16.380	15.268	16.690	48.338
7	16.307	15.293	16.751	48.351
8	16.261	15.310	16.632	48.203
9	16.160	15.288	16.744	48.192
10	16.162	15.228	16.681	48.071
11	16.282	15.163	16.822	48.267
12	16.243	15.368	16.651	48.262

Tours	Secteur 1	Secteur 2	Secteur 3	mps au tour
13	16.128	15.184	17.232	48.544
14	16.245	15.410	16.638	48.293
15	16.179	15.229	16.658	48.066
16	16.190	15.273	16.697	48.160
17	16.266	15.277	16.929	48.472

Tours	Secteur 1	Secteur 2	Secteur 3	mps au tour
<b>N°5 HEYERT Théo</b>				
1	17.636	16.106	17.074	50.816
2	16.494	15.528	16.875	48.897
3	16.126	15.249	16.845	48.220
4	16.003	15.204	17.029	48.236
5	16.053	15.226	16.662	47.941
6	15.919	15.175	16.627	47.721
7	15.998	15.176	16.659	47.833
8	16.149	15.217	16.703	48.069
9	16.010	15.197	16.701	47.908
10	16.029	15.214	16.707	47.950
11	15.974	15.294	16.681	47.949
12	16.037	15.216	16.723	47.976
13	16.035	15.279	16.844	48.158
14	16.111	15.269	16.792	48.172
15	16.057	15.264	16.745	48.066
16	16.013	15.232	16.760	48.005
17	16.036	15.229	16.766	48.031

Tours	Secteur 1	Secteur 2	Secteur 3	mps au tour
<b>N°7 GUYEN Li-Anne</b>				
1	18.698	16.129	17.287	52.114
2	16.125	15.270	17.077	48.472
3	16.159	15.158	16.682	47.999
4	16.128	15.373	16.744	48.245
5	16.157	15.781	16.699	48.637
6	16.439	15.779	16.713	48.931
7	16.039	15.253	16.996	48.288
8	16.269	16.096	17.041	49.406
9	16.356	15.370	16.994	48.720
10	16.367	15.827	17.026	49.220
11	16.510	15.751	16.994	49.255
12	16.427	15.271	17.073	48.771
13	16.773	15.784	17.828	50.385
14	16.451	15.513	17.509	49.473
15	16.503	15.721	17.587	49.811
16	16.791	16.020	17.949	50.760
17	17.001	15.804	17.918	50.723


Tours	Secteur 1	Secteur 2	Secteur 3	mps au tour
<b>N°8 LASNE Quentin</b>				
1	18.033	15.889	16.872	50.794
2	16.281	15.270	16.608	48.159
3	15.822	14.988	16.398	47.208
4	15.978	14.849	16.391	47.218
5	15.886	14.905	16.356	47.147
6	15.830	14.793	16.380	47.003
7	15.900	14.838	16.414	47.152

Tours	Secteur 1	Secteur 2	Secteur 3	mps au tour
8	15.854	14.804	16.425	47.083
9	15.821	14.818	16.461	47.100
10	15.797	14.867	16.470	47.134
11	15.846	15.033	16.299	47.178
12	15.989	15.044	16.463	47.496
13	15.908	14.950	16.425	47.283
14	15.889	14.849	16.344	47.082
15	15.745	14.861	16.505	47.111
16	15.812	14.812	16.340	46.964
17	15.873	14.747	16.438	47.058

Tours	Secteur 1	Secteur 2	Secteur 3	mps au tour
<b>N°11 BOECKLER Romain</b>				
1	17.630	16.235	16.757	50.622
2	15.995	14.914	16.494	47.403
3	15.846	14.895	16.480	47.221
4	15.856	14.862	16.451	47.169
5	15.756	14.895	16.427	47.078
6	15.775	14.829	16.482	47.086
7	15.726	14.784	16.368	46.878
8	15.841	14.839	16.453	47.133
9	15.763	14.847	16.406	47.016
10	15.786	14.804	16.432	47.022
11	15.785	14.811	16.448	47.044
12	15.779	14.789	16.460	47.028
13	15.796	14.797	16.403	46.996
14	15.768	14.809	16.511	47.088
15	15.814	14.799	16.468	47.081
16	15.739	14.829	16.378	46.946
17	15.779	14.744	16.517	47.040

Tours	Secteur 1	Secteur 2	Secteur 3	mps au tour
<b>N°12 BRISARD Elise</b>				
1	18.179	15.774	16.857	50.810
2	16.294	15.126	16.628	48.048
3	16.061	14.878	16.584	47.523
4	16.368	14.978	16.575	47.921
5	15.932	14.843	16.516	47.291
6	15.926	14.683	16.460	47.069
7	15.942	14.833	16.496	47.271
8	15.827	14.787	16.502	47.116
9	15.771	14.778	16.551	47.100
10	15.794	14.723	16.467	46.984
11	15.843	14.828	16.562	47.233
12	15.823	14.933	16.429	47.185
13	15.814	14.732	16.541	47.087
14	15.924	14.723	16.471	47.118
15	15.875	14.742	16.416	47.033
16	15.872	14.730	16.427	47.029
17	15.867	14.799	16.584	47.250

Tours	Secteur 1	Secteur 2	Secteur 3	mps au tour
<b>N°15 MENENDEZ Chloé</b>				
1	18.358	16.086	17.298	51.742
2	16.271	15.460	16.780	48.511



### Nationale

### Finale (FI) Analyse des tours

Pour information, sans valeur officielle

Tours	Secteur 1	Secteur 2	Secteur 3	mps au tour
3	16.171	15.285	16.954	48.410
4	16.392	15.417	16.731	48.540
5	16.114	15.409	16.827	48.350
6	16.202	15.133	16.696	48.031
7	16.162	15.172	16.635	47.969
8	16.201	15.130	16.726	48.057
9	16.128	15.237	16.692	48.057
10	16.417	15.529	16.780	48.726
11	16.263	15.260	16.758	48.281
12	16.142	15.134	16.761	48.037
13	16.210	15.010	16.694	47.914
14	16.066	15.163	16.807	48.036
15	16.089	15.138	16.639	47.866
16	16.089	15.184	16.755	48.028
17	16.113	15.129	16.760	48.002

#### N°22 CHABIN Enzo

1	19.219	16.148	17.213	52.580
2	16.714	15.536	16.735	48.985
3	16.385	15.356	16.644	48.385
4	16.237	15.136	16.670	48.043
5	16.094	15.150	16.488	47.732
6	16.358	15.465	16.593	48.416
7	15.938	15.198	16.610	47.746
8	15.986	15.076	16.669	47.731
9	16.182	15.263	16.611	48.056
10	16.174	19.684	16.629	52.487
11	16.298	15.280	16.851	48.429
12	16.079	15.106	16.622	47.807
13	16.109	15.086	16.631	47.826
14	16.300	15.056	16.678	48.034
15	16.210	15.097	16.636	47.943
16	16.026	15.026	16.496	47.548
17	16.051	15.030	16.680	47.761

#### N°24 AUGIER Manon

1	17.513	15.868	16.768	50.149
2	15.970	15.111	16.636	47.717
3	15.799	14.934	16.501	47.234
4	15.815	14.846	16.496	47.157
5	15.810	14.879	16.494	47.183
6	15.724	14.855	16.461	47.040
7	15.674	14.850	16.472	46.996
8	15.785	14.882	16.445	47.112
9	15.710	14.817	16.478	47.005
10	15.731	14.815	16.480	47.026
11	15.665	14.876	16.452	46.993
12	15.755	14.802	16.396	46.953
13	15.731	14.840	16.430	47.001
14	15.728	14.839	16.412	46.979
15	15.716	14.807	16.442	46.965
16	15.675	14.798	16.435	46.908

17	15.744	14.831	16.535	47.110
----	--------	--------	--------	--------

#### N°33 PEUGEOT Luca


1	19.257	16.106	17.090	52.453
2	16.573	15.874	16.635	49.082
3	16.247	15.516	16.638	48.401
4	16.127	15.517	16.583	48.227
5	16.052	15.194	16.763	48.009
6	16.145	15.447	16.695	48.287
7	16.155	15.354	16.671	48.180
8	16.365	15.331	16.562	48.258
9	16.175	15.114	16.635	47.924
10	16.324	15.263	16.655	48.242
11	16.198	15.497	16.659	48.354
12	16.172	15.193	16.531	47.896
13	16.230	15.249	16.826	48.305
14	16.180	15.544	16.729	48.453
15	16.210	15.333	16.775	48.318
16	16.242	15.454	16.638	48.334
17	16.201	15.318	16.780	48.299

#### N°55 COUBES Louis

1	17.582	15.715	16.647	49.944
2	16.026	14.908	16.536	47.470
3	15.938	14.839	16.544	47.321
4	15.852	14.793	16.443	47.088
5	15.844	14.729	16.412	46.985
6	15.781	14.748	16.440	46.969
7	15.801	14.731	16.411	46.943
8	15.793	14.705	16.370	46.868
9	15.839	14.757	16.369	46.965
10	15.765	14.664	16.402	46.831
11	15.766	14.693	16.391	46.850
12	15.853	14.685	16.325	46.863
13	15.741	14.710	16.362	46.813
14	15.759	14.693	16.351	46.803
15	15.775	14.704	16.330	46.809
16	15.678	14.682	16.380	46.740
17	15.748	14.773	16.409	46.930

#### N°71 BOISSON Madeline

1	19.167	15.813	17.341	52.321
2	16.352	15.089	16.698	48.139
3	16.035	15.067	16.628	47.730
4	15.868	14.875	16.599	47.342
5	15.847	14.797	16.421	47.065
6	15.990	15.007	16.441	47.438
7	16.019	14.957	16.478	47.454
8	15.939	14.983	16.439	47.361
9	15.852	14.878	16.395	47.125
10	15.896	14.897	16.458	47.251
11	15.815	14.870	16.488	47.173



71	BOISSON Madeline	14	33	PEUGEOT Luca
4	MARQUET Ayrton	13		
15	MENENDEZ Chloé	12	8	LASNE Quentin
12	BRISARD Elise	11		
3	DOMBROWSKI Thomas	10	7	GUYEN Li-Anne
24	AUGIER Manon	9		
2	ROUCHY Thomas	8	22	CHABIN Enzo
		7		
		6	11	BOECKLER Romain
		5		
		4	5	HEYERT Théo
		3		
		2	55	COUBES Louis
		1		

POLE POSITION

